










Crux - Technical information

Tile collection performance based on industry standards.

Technical Information			GLAZED PORCELAIN	GLAZED CERAMIC
	WATER ABSORPTION	ANSI / ISO - (%)	< 0.5%	10% ≤E ≤16% - P4
	ABRASION RESISTANCE	ANSI / ISO	CLASS 4	CLASS 0
	SCRATCH HARDNESS	ANSI / ISO - (Mohs)	7	4
	BREAKING STRENGTH	ANSI - (lbf) ISO - (N)	≥350 >1500	>230 >1000
	SHADE VARIATION		V2	
	SLIP RESISTANCE	ANSI - DCOF (WET) ISO - R VALUE	MATTE ≥0.50 MATTE R9	MATTE N/A MATTE N/A
	CHEMICAL RESISTANCE	ANSI / ISO	CLASS A	CLASS B
	STAIN RESISTANCE	ANSI / ISO	CLASS A CLASS 5	CLASS B CLASS 4
	FROST RESISTANCE	ANSI / ISO	PASS	NOT RESISTANT

Test values are based on ANSI / ISO standards according to: ANSI A137.1 - Porcelain tile P1 Class, ISO 13006 - G - Bia Group, EN 14411 - G - Bia Group.
 Variances in test values can occur in different production lots.
 Test values are based on ANSI / ISO standards according to: ANSI A137.1 Non-Vitreous P4 Class, ISO 13006 - L - Group BIII, EN 14411 - L - Group BIII.
 Variances in test values can occur in different production lots.

Usage recommendations

Anatolia's recommendations for suitable applications.

Usage Recommendations*		MATTE GLAZED PORCELAIN		MATTE GLAZED CERAMIC	
APPLICATION		WALL	FLOOR	WALL	FLOOR
INTERIOR	RESIDENTIAL	•	•	•	
	COMMERCIAL	•	•	•	
	HEAVY COMMERCIAL	•			
EXTERIOR	RESIDENTIAL / COMMERCIAL	•			

* These recommendations are not defined by ANSI/ISO standards.